

11

Intermediate 0



**reed** [noun]:  
a tall, slender grass that grows in water or on marshes.

deer: word linked with **reed**

deer → **reed**

The deer is in the **reeds**.



# Image Learning<sup>©</sup> Book 1 (Basic)

100 words

#M4Milw

By : Momoko  
Illustrations by : Michelle Smith,  
Momoko

# Table of Contents (unknown words)



www.memoryformany.com ©



Table of Contents(known) ...page 5-7

Preface ...page 8-10

## >Unknown words that start with "a"

atter ...page 45

auger ...page 33

## >Unknown words that start with "b"

basta ...page 96

bauk ...page 42

beau ...page 109

bole ...page 26

bool ...page 23

boor ...page 44

bray ...page 79

bur ...page 85

## >Unknown words that start with "c"

caple ...page 39

clift ...page 46

couvert...page 31

cower ...page 28

## > Unknown words that start with "d"

decaf ...page 81

deef ...page 52

dray ...page 15

drib ...page 83

## > Unknown words that start with "d"

emit ...page 93

## >Unknown words that start with "f"

fable ...page 106

fank ...page 62

faro ...page 55

fest ...page 63

feud ...page 108

frap ...page 99

frower ...page 97

## >Unknown words that start with "g"

gnus ...page 69

## >Unknown words that start with "h"


haud ...page 20

heaf ...page 61

# Table of Contents (unknown words)



www.memoryformany.com ©



## >Unknown words that start with “k”

knar ...page 70

## >Unknown words that start with “l”

lank ...page 18

lapel ...page 17

laud ...page 43

leat ...page 78

leets ...page 90

lite ...page 51

## >Unknown words that start with “m”

maist ...page 25

mater ...page 94

matt ...page 86

## >Unknown words that start with “n”

nori ...page 67

## >Unknown words that start with “o”

oaf ...page 49

owt ...page 110

## >Unknown words that start with “p”

pad ...page 101

pank ...page 24

pase ...page 103

pear ...page 102

pelf ...page 60

pelt ...page 59

perry ...page 77

plack ...page 98

plank ...page 27

poof ...page 66

poort ...page 37

poot ...page 65

prank ...page 91

preed ...page 30

## >Unknown words that start with “r”

rauk ...page 22

reed ...page 84

reffo ...page 40

regna ...page 75

remit ...page 80

retem ...page 74

revel ...page 89

reviled ...page 11

# Table of Contents (unknown words)



www.memoryformany.com ©



ria ...page 87  
 rood ...page 68  
 roop ...page 16

## >Unknown words that start with “s”

sate ...page 54  
 sinnet ...page 72  
 sleets ...page 57  
 sloop ...page 38  
 smalt ...page 105  
 snib ...page 76  
 snit ...page 50  
 snoops ...page 36  
 spool ...page 88  
 stob ...page 19  
 stoor ...page 82

stressed ...page 12  
 strop ...page 34  
 strid ...page 35  
 swart ...page 104  
 swonk ...page 92

## >Unknown words that start with “t”

tart ...page 53  
 tear ...page 48  
 teel ...page 100  
 tennis ...page 21  
 tew ...page 29  
 tind ...page 58  
 tinder ...page 32  
 trams ...page 73  
 trap ...page 64

tressed ...page 14  
 troper ...page 41  
 tup ...page 47

## >Unknown words that start with “w”

waft ...page 95  
 waif ...page 56  
 wean ...page 107  
 wen ...page 71  
 wonk ...page 13

Services . . . Page 111

# Preface to M4M Image Book

In this series, you will learn 100 vocabulary using our image-learning method. We show a new method in memorization that is not rote. The drawback to *rote memorization* is that it generally ends up with the learner forgetting (very shortly after making efforts to memorize any given material)—often completely, what he or she thinks was not put to permanent memory. However, our method is not at all like this. Our Memory for Many (M4M) method focuses upon logical thinking and reasoning while connecting the critical dots to things (information) that are distinctly and succinctly tied to life experiences and lifestyle that are unique to YOU.

Using the **M4M** method, you will grasp how to use words with which you're already familiar in order to

learn *unknown* words. You'll do so through our unique slide format. Our slides show an image on the left and three connected text boxes on the right, which are separated into the following categories:

- the unknown word you would like to learn
- the known word which is also the linking word
- the creator's idea sentence

Since our **M4M** method *requires you to have one known word*, you should also check the second box—the one that contains the known *linking* word (first... at ALL times, just to make sure you know that word). Then, you are to go back to the first box and then take a look at the word. In the first box it contains the *unknown* word and it's part of speech, and then the definition.

# Preface to M4M Image Book cont.

Lastly, you don't always have to look at the creator's idea sentence. (It's simply there for your convenience in case you DON'T understand what is going on in the image.)

A labeled banner can sometimes be found on the top of the slide, advising the user of the difficulty involved in method being used for that *particular* slide. (The numbers beside it indicate the level of difficulty in that area.) The *unknown* word and *linking* word both have **a resemblance that can be found in the image.**

We utilize the following relationships in our method :

- reversed word method (sinnet and tennis)
- inverted letter relationships : b v.s. p, u v.s. n, f v.s. t, m v.s. w, and d v.s. q.

Moreover, we at **M4M** also use the “l” and “r” relationship, which is just similar in pronunciation; mostly to non-native speakers do these two letters sound similar.

How does the linking word link with the unknown word? Let's use “hand” to learn “haud” as an example. From the image on page 20, I first looked at the hand, and I noticed that the shape of the hand is like a glove. Using the relationship between “n” and “u,” I can easily remember the spelling of haud. As for the definition of haud, which is to hold, I look at how the glove (hand) clumsily holds the chopsticks. This process is a logical thinking training rather than memory. If it is difficult to practice in this way, we will provide training courses to help you master it.

# Preface to M4M Image Book cont.

After you have done this process, move on the next word and do not think of the previous word at all. Lastly, after you have done this for all the words, you want to take a break. (There is no limit to your break, it could be a few hours, to a day, a week, or even a month! The catch is during your break, do not think of the words at all, try to forget them as much as you can.)

After your break, move on to the recalling process. The recalling process is where you **try to think of the words you learned using the initial, basic M4M method. However, you want to start from the very beginning**, it doesn't have to be in chronological order, but do not start recalling from the very last few words

you have learned. (Doing so usually results in inaccurate results.)

To do the recalling process is quite simple really. You just want to cover up everything except for the image. From the image, try to see if you can identify the *linking* word... and then the *unknown* word. Try to identify what action is happening in the image to help you find the definition of the unknown word you are trying to recall. Then just apply the **M4M** recalling process to the rest of the words until you're done.

You can also view our Youtube video on a basic overview of how to use this book : [M4M Image Book](#)



## reviled [verb]:

criticize in a way of insult or anger

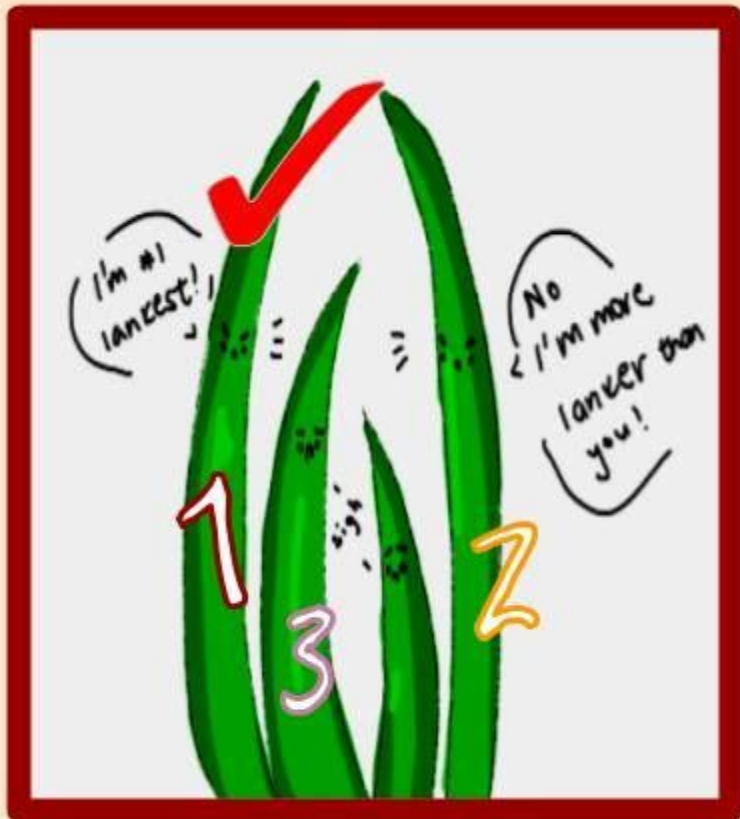
deliver: word linked with **reviled**

deliver → **reviled**  
 ← →

The girl **reviled** her customers because she had to **deliver** a package given one day time.







## lank [adj.]:

long and slender

rank: word linked with lank

rank → lank

The strands of grass were fighting over their rank of who was more lank.





## haud [verb]:

to hold (Scottish)

hand: word linked with **haud**

hand → **haud**

He was really happy because his **hand** could finally **haud** chopsticks.





## atter [noun]:

corrosive substance, venom

after: word linked with **atter**

after → **atter**

**After** touching the **atter**, his hand immediately began to corrode.





**drib** [noun]:

a small amount

bird: word linked with **drib**

bird → **drib**

Such **drib** of food is not enough for this bird.



**reed** [noun]:


a tall, slender grass that grows in water or on marshes.

**deer**: word linked with **reed**

deer → reed

The **deer** is in the **reeds**.





**swart** [adj.]:

dark (skin tone)

**smart**: word linked with **swart**

**smart** → **swart**

This **swart**-skinned lady is very **smart** in  
mathematics.



We provide the service for any company, school, organization, etc., and make these types of books by using the word lists provided by your organization.

For more information, please check our website :

[www.memoryformany.com](http://www.memoryformany.com)

#m4milm